



Reliance  
Foundries

STEEL AGRI PARTS  
CATALOGUE







Plot 124



Ramotswa, Station Industrial



+267 538 0701 / 538 0702



+267 538 0713



reliance@info.bw



www.reliancefoundries.com






Reliance  
Foundries

**STEEL AGRI PARTS  
CATALOGUE**









**Reliance  
Foundries**

**STEEL AGRI PARTS  
CATALOGUE**



Plot 124



Ramotswa, Station Industrial



+267 538 0701 / 538 0702



+267 538 0713



reliance@info.bw



[www.reliancefoundries.com](http://www.reliancefoundries.com)



# TABLE OF CONTENTS

PRODUCT	PAGE
ABOUT US	ii
PRODUCT INTRODUCTION	ii
PLOUGH SHARES	1-2
LANDSIDES	2 - 3
SHIN	4
SWEEPS & POINTS (KONGSKILDE CULTIVATOR)	4
POINTS -ROVIC (JOHN SHEARER TIPS)	5
POINT -LEMKEN	5 - 6
POINT -AGRICO	6
POINT -CULTIVATOR REVERSABLE	6 - 7
CULTIVATOR POINTS	7
SLASHER BLADES	8
BRACKETS S-TYNE	8
SWEEPS & POINTS -GENERAL	9
CULTIVATOR SPOON	9



## ABOUT US

Reliance Foundries has been in the field of agric products for years and just within that period of time, we became the strong competitor in the market with our competitive rates and high quality standards. our aim is to provide the best agricultural implements available for all at affordable prices and spare parts services backup of top level.

We use latest techniques and methods to enable us in delivering the best range of products in the market. To maintain the quality standards, we produce the raw material from reputed vendors who have years and experience in the industry. We have an in-house quality examination department for testing our products for certain quality assessments.






# STEEL AGRI PARTS

# CATALOGUE






# PLOUGH SHARES



Description	Length (mm)	Width (mm)	Thickness (mm)	Hole/s
Bump up 3-Hole 400mm (9552)	590	105	10/5	3
Bump up 3-Hole 450mm (18") (9572)	640	105	10/5	3
Bump up 5-Hole 450mm (9278)	640	105	10/5	3
Wilton Bump up 6-Hole 610mm (9594)	850	105	10/5	6
Bump up 3-Hole 350mm (14") (9532)	530	105	10/5	3
Bump up 4-Hole 542mm 16" (9058) MF Type 880 Plough	570	105	10/5	4
Bump up 4-Hole 400mm (9258)	615	105	10/5	4
Flat Share 4-Hole 16" (9255)	685	105	10/5	4
Flat Share 4-Hole LH (CJ15163) L-Share LH J Deere	585	105	10/5	4
Bump up 4-Hole 400mm (16") (A42806)	610	105	10/5	3
9603 LH Greyling Vibration Share	295	105	10/5	2
9604 RH Greyling Vibration Share	295	105	10/5	2




Description	Length (mm)	Width (mm)	Thickness (mm)	Hole/s
Flat Share 3-Hole 400mm (9242)	580	105	10/5	3
Flat Share 3-Hole (12") (9501)	485	105	10/5	3
Flat Share (9245)	440	105	10/5	4
OX Drawn Plough Share (Vs12)	450	105	10/5	3
P59129L John Deere	660	105	10/5	4
Pickett Blade Sliced 1460mm Long	1460	105	10/5	3




**LANDSIDES**

7201- Landside MF Short	440	110	12	3
7202- Landside MF Long	580	110	12	6
7202W Wilton Extra Long	645	110	12	6
7218- Landside LM Short	420	100	12	3
7221- Landside LM Long	532	100	12	3





# LANDSIDES



NO IMAGE

NO IMAGE

NO IMAGE

Description	Length (mm)	Width (mm)	Thickness (mm)	Hole/s
7222 -Landside Short Soilmaster	290	110	12	3
7223 -Landside Long Soilmaster	400	100	12	3
7226- Landside Short John Deere	375	100	12	3
7227- Landside Long John Deere	615	100	12	4
7226LH- Landside JD L/H Short	380	100	12	3
7227 LH- Landside L/H Long	615	100	12	4
7880 -Landside Short M7 880 Plough	305	110	12	4
7881 -Landside Long M7 880 Plough	445	110	12	6
3146-Landside Short LM Plough	190	100	10	2
3147 Landside Long LM Plough	320	100	12	2
Cj19091 - John Deere Short	270	110	12	4
Cj19092 - John Deere Long	700	110	12	2



Description				
Ground Engaging Parts	Length (mm)	Width (mm)	Thickness (mm)	Hole/s
8713 - MF + Wilton	290	140	8	2
8701 LM	305	130	6	2
8535 -Tooth (EG TAND)	200	30	10	0



**SWEEPS & POINTS (KONGSKILDE CULTIVATOR)**

7550-Sweep 100mm	130	105	5	1
7560-Sweep 120mm	140	130	5	1
7570-Sweep 180mm	170	180	5	1
7580-Sweep 150mm	150	150	5	1
7590-Sweep 200mm	180	215	5	1
Sweep 0487 290mm	245	280	5	1
7618 -Reversible Point	190	40	5	1





## POINTS -ROVIC (JOHN SHEARER TIPS)



NO IMAGE



Description	Length (mm)	Width (mm)	Thickness (mm)	Hole/s
Ck89 -Flat Point Scarifier 2-Hole	410	50	16	2
Ck89 -Sharp Point Scarifier 2-Hole	400	50	16	2
DLB 18 Super-2H Point 2 Hole	460	60	20	2
DLB-18K Rovic 3 Hole Point Curved	430	60	16	3
OH1636 - Rovic / Shearer Flat Point 1-Hole 14mm	200	65	10	1
Oh1636 - Rovic /Shearer Sharp Point 1-Hole 14mm	200	65	10	1
7698 (OH1798A) -8" Skarifier Point 1-Hole	245	220	5	1
7693 (OH1634) - 4" Scarifier Point 1-Hole	245	140	5	1
Js16110 K1 - Scarifier 10" Sweep 1-Hole	185	255	5	1
Js16241 Scarifier 7" Sweep 1-Hole	175	170	5	1

## POINT -LEMKEN




33710006-K6 Point 2-Hole	540	60	25	2
--------------------------	-----	----	----	---

3374443 Lemken Point	280	120	12	1
3374484-L Point (KL10 Point)	340	100	8	1
25770	420	80	8	2
25780	275	80	12	1
44482	340	80	8	1



## POINT -AGRICO

A-Rico Point 2-Hole Agrico Point	470	60	25	2
77RIP032- Heavy Duty 3-Hole Agrico Point	510	80	25	3




## POINT -CULTIVATOR REVERSABLE

7607 L Multi purpose	405	50	16	2
7617 L Point Slattery	415	50	25	2
7626-L Point Soilmaster	375	50	16	2








7654-2L-Flat Point MF 2-Hole	315	65	20	2
------------------------------	-----	----	----	---



7654-Point MF-3Hole	315	65	20	3
---------------------	-----	----	----	---




7674 Point Multipurpose	435	50	16	2
-------------------------	-----	----	----	---



7686 Point 3Hole JD	330	60	20	3
---------------------	-----	----	----	---



7684 Point 2Hole JD	305	65	20	2
---------------------	-----	----	----	---



7685 Point 3 Hole JD	335	65	20	3
----------------------	-----	----	----	---



JBPL Point (Jan Baker)	515	50	30	2
------------------------	-----	----	----	---



Fm02 - (5054100028) Valtra Point	450	70	20	3
----------------------------------	-----	----	----	---

## CULTIVATOR POINT



7665-0 Chisel Point 65 X 8mm Cp2	280	65	8	2
----------------------------------	-----	----	---	---



7665-2 Chisel Point 50 X 5mm CP2 (Zircon)	245	50	5	2
---	-----	----	---	---



7304-L Potato Share 12"	420	260	6	4
-------------------------	-----	-----	---	---

## SLASHER BLADES

1804-Slasher Blade	380	90	12	1
1805-Slasher Blade	440	90	12	1
1806-Slasher Blade	440	90	8	1
1812-Slasher Blade	405	90	10	1
1454-Slasher Blade	465	90	8	1
1567-Slasher Blade	415	100	10	2
1460-Slasher Blade	460	90	8	1
H0422 Skid Runner	825	90	8	3



## BRACKETS S-TYNE

Cj17447 Bracket Chasis 65 X 65 JD	210	65	8	2
Cj17474 Bracket Chasis 50 X 50 JD	160	65	8	2







Cj13214 Clamp (Konskilde Tines)	110	50	10	2
Cj13425 Clamp (Konskilde Tines)	120	50	10	2

## SWEEPS & POINTS -GENERAL



Cj12333 (8204) General Purpose Sweep 2-Hole12"	240	290	5	2
7612-L Point General Purpose 1-Hole (Konskilde Type)	310	50	8	1
Sd5033 Planter Share (Wheat) Soilmaster	200	32	10	2
7661 Planter Share (Wheat) Soilmaster	216	65	8	2

## CULTIVATOR SPOON



NO IMAGE

Spoon (LM Cultivator) 01600022E02	210	25	8	2
Spoon (LM Cultivator) 01600023E02	210	25	8	2

## SPOOL /SPACES /BEARINGS

Spool 700032	210	25	8	2
-----------------	-----	----	---	---